



Discovery Zone Gazette

August 2011


Little Scientist In Preschool 12

This month Preschool 12 enjoyed exercising their gross motor skills along with enhancing their social relations skills in the sun. The children are experts in swinging on the swings, climbing, sliding, and running. The sprinkler days were also a lot of fun as the children enhanced their social relations skills, and practiced their self-help skills while dressing in and out of their swimsuits.

For the first week in August, Preschool 12 enjoyed learning about the world around them with a theme on Earth Science. Their knowledge of science and vocabulary skills were enhanced as the children learned what a Geologist is. Then they pretended to be geologists when they went on a nature walk to explore and collect rocks. In our science center, the "geologist" used magnifying glasses to compare and contrast the different kinds of rocks collected. Rock excavation was next as the children manipulated craft sticks, tweezers and tongs as they enhanced their fine motor skills while digging through

play dough to remove the buried rocks. Next, the preschoolers compared and contrasted samples of soil that were brought in from home. The preschoolers then enhanced their vocabulary as they discussed the difference between the soil and sand in the sensory table.

The second week of August was all about the Zoo. During circle time language and critical thinking skills were expressed as they thought about what kind of animals live in the zoo. Listening skills were enhanced as they listened to the story, Let's All Go to the Zoo. Oral language and comprehension skills were exercised as the children made comparisons to the terms before, after and later as they listened to the story, Polar Bear, Polar Bear, What Do You Hear? During project time, the



children enhanced their Fine Motor skills as they created zebra stripes made out of paint and masking tape which was then peeled to reveal

the stripes, and a headband made out of huge elephant ears.

During the third week of August, Preschool 12 enjoyed a theme on the Sounds around them. The children enhanced their sense of hearing skills while they identified the sounds of several musical instruments with their eyes closed.

The preschoolers then listened to a book, Max Found Two Sticks and then created more sounds of their own while tapping craft sticks. In dramatic play, Preschool 12 created a Music Store and practiced their social relations skills as they pretended to buy instruments from each other. Math skills were enhanced as they practiced counting money out of the cash register.

Gross Motor skills were exercised as the children danced with delight to the music from their instruments. Next, the preschoolers listened to the book, Chicka Chicka Boom Boom. They played their instruments to the rhythm of the text, while learning about the alphabet. Afterwards, the children looked into mirrors, danced to music and painted a dancing self-portrait. The sound of the letter "P" was emphasized as the children painted their portraits.

Preschool 12 continues on page 2

Discovery Zone Learning Center


- **Original works goes out-9/27/11**
- **Original works due back 10/14/11**
- **Hurst Farm Trip**

Toddlers- 10-4-11

Preschool- 10-6-11

Inside this issue:

Infants	3
Toddler 1	3
Toddler 2	4
Preschool 12	2
Preschool 10	2
Preschool 11	4
Preschool 12	1
Preschool 13	2
Articles	5
Center news	3



Preschool 13 Is Out Of Space

Preschool 13 had a great summer! We enjoyed our fun themes and sprinkler days with the warm weather. In the beginning of August we focused on learning about space. The children enjoyed learning about the planets and stars. Creative art was enhanced by making a classroom sun and rocket ships. Sorting and matching skills were worked on as the children participated in a planet matching games during circle time. We also recited a planet song to remember the order of the planets.



During the second week of August we learned about camping. The children loved using their imagination as they pretended to go

camping while playing in a tent. The children also enjoyed sharing turns sleeping in the tent during nap time. Preschool 13 went on a hike to see what other types of thing they could find in nature. The children ended the week by sharing stories of their experiences camping while eating yummy s'mores.

Next we focused on water week, the class spent time learning about different ways we use water. The students enjoyed using their gross motor skills to paint with ice cubes as well as painting the sidewalk. The children also enjoyed following directions to create our own ice pops for snack. Scientific exploration was use as the children mixed water and sand to create a beach scene.

During the final week of August the preschoolers enjoyed spending time together for a week of summer fun. During this week the children were encouraged to work on their self help skills as they put their bathing suits on for sprinkler day. Social and Emotional skills were enhanced as preschool 13 enjoyed a BBQ lunch along with their peers. Preschool 13 had a blast going down a big water slide.

We had a great month and learned about so many different things. We would also like to wish Macy and Kaylee a happy birthday! Preschool 13 will be joining other classes at the end of this month but we look forward to spending time with new friends and some new teachers!

Riding The Waves In Preschool 10



August was a busy and hot month for Preschool 10. We enjoyed cooling off in the sprinkler and are sad to see the Summer go. First we learned about "Camping". The class talked about camping and fire safety. Social skills were enhance as the class shared their favorite camping stories. The children had fun while they pretended to roast marshmallows over the fires they created and then they enjoyed eating them while telling ghost stories. The children developed dramatic skills as they pretended they were camping using blankets, flashlights and of course a tent.

Next, Preschool 10 studied the "Ocean". Literacy skills were enhanced as the teacher read "The Rainbow Fish".

The children were encouraged to use their creativity to design their fish using glitter, makers and paint. Sensory was explored as the children made jelly fish with hair gel.

The third week the class study rocks and dirt. The children became little scientists as they used magnifying glasses to look at rocks They used their scientific thinking as they discuss what they saw. Preschool 10 explored with different textures as they played with dirt, water and rocks in the sensory table.



The last week of summer was

our preschool fun week. The children tie dye shirts. The class enjoyed mixing the different colors to create a new pattern on their shirts. To enhance peer interaction the preschool room all enjoyed our yearly BBQ and water slide best part of the whole week was the cookout and the water slide- This was the highlight of the week.

Best wishes to all our friends who are going on to Kindergarten. We will miss you all very much. Don't forget to come back and visit us! Preschool 10 is happy to welcome Macy, Kaliyani, Caitlin, Camden, Khris, Maddie and their families to our class. We had a wonderful summer and are ready to start the new school year with many exciting things to learn about!

Preschool 12 Continues

The fourth week of August was all about more fun-in-the-sun as Preschool 12, along with the other preschool classrooms, enjoyed a theme on the End of Summer Fun Week. The children started the week enhancing their fine motor skills as they painted pictures on a summer fun banner. Social relations skills were practiced as the children enjoyed their outdoor play time with

one another. Then the children exercised their creative art talent as they designed their own tie-dye shirts. The preschoolers ended the fun week with a sprinkler day, a delicious BBQ lunch and an awesome water slide. What a fun, great memory of our last week of summer fun. Lastly, our heartfelt farewell wishes goes out to Alexa, and Riley as they prepare for Kindergarten. Good luck

wishes also go out to Mackenzie and Jakob R. as they prepare for a new school.



The Wheel are Turning In Toddler 1

Toddler 1 had a fun-tastic summer!!!! In the month of August, Toddler 1 learned about transportation, circus, and camping.

The toddlers enjoyed making tire tracks by pressing the toy cars on paint and then driving them on a piece of white paper. Sensory was explored as the toddlers played with boats in the water table. This week the children listened to new books like, School Bus, Vehicles, Engine, Engine, Number Nine, and My Car.

The second week, the theme was "Circus." Creativity was enhanced as the children used different materials to make clown faces. Fine motor was worked on as the toddlers glued construction paper balls on a seal's nose. To end the week the toddler worked on their hand - eye coordination as they attempted to squirt water into a clown's mouth.



Then came a week on "Camping", in which the toddlers made binoculars and lanterns to "go camping." Toddler 1 went for a walk around the playgrounds and gathered a couple of nature items such as grass, twigs, leaves, and flowers, and glued them to a purple construction paper to create a collage.

Toddler 1 will like to welcome Calleigh and her family into our class.



Center News

- Original Works is coming your way. Art work will be sent home on September 26, 2011 and will be due back on October 14. Order forms and payment will be due that day.
- Pumpkin Patch trip to Hurst Farm
Toddlers— October 4, 2011
Preschool- October 6, 2011




Infant 5 Explores The Farm

In the month of August Infant 5 enjoyed listening to classical music. The Infants worked on their language and communication development by reading books like "Moo I'm a Cow", "My First Farm Book", and "Moo, Baa, La La La." The children were able to further explore their vocabulary as they attempted to make animal noises.

The infant room worked on their cognitive development by gluing

spots on cows, painting mud on pigs, and they all helped to glue cotton balls onto a sheep. Social and Emotional development was encouraged as they participated in singing "Moo Moo," "Old McDonald," and "Ba Ba Black sheep."



Lastly the infant room worked on physical development by playing with new farm animal squeaky toys, and new farm animal soft books! The infant room will continue to work on their gross motor skills as they use climbing and ride on toys. Infant 5 will like to welcome Ava and her family to the class room. For the month of September the infant room will focus on transportation, apples and working on the fun original works project!!

Preschool 11 Is Screaming For Ice-cream

For the first week of August, Preschool 11 learned all about, "Picnics." During this week, fine motor skills were enhanced when the preschoolers made their own kites and created their own paper plate lunches. They chose food items from a magazine that they enjoyed eating, practiced cutting them out with scissors and glued them to their plates. Spatial awareness was improved upon, when the children made their own ants and discussed what the different body parts were called and how many legs an ant has. Cognitive thinking was increased through a writing prompt in which the children filled in the blanks of what they would take on their own picnic. Lastly, Preschool 11 enjoyed their own picnic down by the pond which everyone enjoyed very much!



Next, preschoolers explored the world of, "Camping." This was a fun week for our

class! Our scissor cutting skills were again worked on through this week, when the children decorated tents and then cut them out with scissors. The class took a nature walk to collect different types of leaves that they later painted pictures with. Fine motor was enhanced when the preschoolers made their own campfires. Preschool 11 also got to "roast" marshmallows on a campfire and enjoyed a tasty treat of s'mores for their snack. The children used their cognitive thinking when they thought about what they would pack in their backpacks if they were going on their own camping trip. During this week we also had a play tent in the classroom that the children had fun using!

For the third week of August, Preschool 11 had a theme on, "Ice Cream." The preschoolers made their own ice cream sundaes this week with cotton balls for the ice cream, paint for the syrup and then placed a red painted cotton ball on the top for the cherry! The finished products are displayed in the classroom and look delicious! The class next used their imagination when they played with play dough and created

their own ice cream and other items. We used different utensils and toys to create these various objects. Shape recognition was worked upon when each child put together their own ice cream cone. To end out the week, the preschoolers played with shaving cream which we pretended was whip cream. All the children really enjoyed the texture of it and were not afraid to put their hands right in and get messy!

For the last week of August, all the preschoolers enjoyed an end of the summer, "Fun Week!" During this week, preschoolers had a blast making a summer banner, had a joint sprinkler day, made tie-dye shirts, had a BBQ and played with a water slide! What a fun treat that was! During this week, Preschool 11 also discussed what their favorite thing to do in the summer and sang a favorite sunny song, "Mister Sun."



It's back to school next month and Preschool 11 is looking forward to some new friends joining the class and a great school year ahead!

Hot Days In Toddler 3

Toddler 3 Kicked off The Month of August with A week on "Deserts" The children were able to experience the desert with beach sand in the sensory table. The children especially enjoyed this activity because they were able to dig threw the sand to find hidden gems just like in a mine. Language and vocabulary was extended as the children followed along to a new song "Sally the Camel" Creativity was explored as the children painted snake tracks.



For the second week toddler 3 Limboed into Island week! The Children enjoyed fun activity such



as Hula Parade and the Pelle Stomp(a real Hawaiian dance) all while enhancing there gross motor skills. Scientific exploration was introduced as the children build a volcano and were able to see it erupt.

Toddler 3 digged into Ice cream week. During this week the children used their fine motor skills and hand eye coordination to participate in a Cherry transfer race. The children were given small red balls to balance on a spoon and attempted to carry them from one side of the room to the other this activity was enjoyed by all. Vocabulary was enhance as the children

were encouraged to vote on their favorite flavor, strawberry was voted number one. The week ended as the children use their creative side to make a banana split.

Lastly Toddler wrapped up the month of August with an End of the summer theme. To bid farewell to the warm summer days the children were all encouraged to talk about there favorite things they did this summer. To enhance creativity they were asked to draw a picture of it the pictures where later made into a class book. Peer interaction was encouraged as the children had a end of the summer parade where the kids marched single file around the room while playing music and singing songs. The children are excited about what the new seasons will bring.

Make The Most Of Playtime

Playtime is special. Not only is it fun, but it is critical to children's development. Play is their "work" and their way of learning about the world around them. Through play, babies and toddlers try out new skills, explore their imagination and creativity, and learn about relationships with other people.

Any activity can be playful to young children, whether it's rolling trucks back and forth or sorting socks. And any type of play can offer multiple opportunities to learn and practice new skills:

As a parent, you are your child's very first and favorite playmate. From the very beginning of your child's life, he is playing with you, whether he is watching your face as you feed him or listening to your voice as you sing to him during his diaper change. He is at work, learning and exploring.

So what can you do to make the most of your child's playtime? Check out the tips below.

Follow your child's lead

Provide an object, toy, or activity for your baby or toddler and then see what he does with it. It's okay if it's not the "right" way...let him show you a "new way."

Go slowly

It's great to show your child how a toy works, but try to hold off on "doing it for him" every time. You can begin something, such as stacking one block on another, and then encourage him to give it a try. Providing just enough help to keep frustration at bay motivates your child to learn new skills.

Read your child's signals

Your little one may not be able to tell you

using words when he's had enough or when he's frustrated. But he has other ways—like using his sounds, facial expressions, and gestures. Reading the signals that precede a tantrum help you know when to jump in or change to a new activity. Reading his signals can also tell you what activities your child prefers.

Look at your play space

Is the area child-friendly and child-safe? Is there too much noise or other distractions? Is the area safe to explore? Is this a good place for the activity you've chosen, such as running, throwing balls, or painting? Checking out your space beforehand can prevent a tantrum, an accident, or a broken lamp.

Play it again, Sam

While this desire to do things over and over again is not necessarily thrilling for moms and dads, it is for their young children. They are practicing in order to master a challenge. And when they can do it "All by myself!" they are rewarded with a powerful sense of their own competency—a confidence that they can are smart and successful beings. The more they practice and master new skills, the more likely they are to take on new challenges and the learning continues. So when you're tempted to hide that toy that you don't think you can stand playing with yet one more time, remember the essential role repetition plays in your child's development.

Look for ways to adapt play activities to meet your child's needs

You may be a parent, relative, or caregiver of a child that has special needs. A physical, mental, or social disability can pose the occasional challenge to play time. Still, all children learn through play and any play activity can be adapted to meet a child's unique needs. The guidelines below can help you think about how to make playtime enjoyable and appropriate to

your child's skills, preferences, and abilities:

Think about the environment. How do variables like sound or light affect your child? What is the background noise like in your play area? Is there a television or radio on? Are there many other kids around? If your child seems distressed during playtime, and you've tried everything else, move to a quieter, less stimulating area to play.

How does your child respond to new things? Some infants and toddlers, particularly if they have a special need, are easily over-stimulated, while others enjoy a lot of activity. Try starting playtime slowly, with one toy or object, and gradually add others. See what kind of reactions you get. Are there smiles when a stuffed bear is touched and hugged? Does your child seem startled by the loud noises coming from the toy fire engine?

How does your child react to different textures, smells, and tastes? For example, some objects may be particularly enjoyable for your little one to touch and hold. Others may "feel funny" to them. Read your child's signals and modify the play experience accordingly.

Involve peers. It is important for a child with special needs, just as it is for a child who is typically developing, to establish relationships with peers. Arrange playdates or look for opportunities for your child to play with other children, such as at the park or during a library story hour. Having fun with peers is an important way that children learn social skills like sharing, conflict resolution, and empathy—and also help prepare children for the school setting later on.

