



# Discovery Zone Gazette

## Infants Gobble Gobble

Our first theme for the month of November was cornucopia's. We read the book, Thanksgiving is for Giving Thanks and practiced the infants sense of touch by finger painting




cornucopia's. While practicing their social skills, the teachers hid the fruit inside the cornucopia and watched the children's reaction. For their physical development, the children rolled the fruit back and forth while also trying to roll the fruit inside the cornucopia.

Turkey was our next theme. We enjoyed reading the book, This is the Tur-

key and sang the song "Mr. Turkey". The infants made turkey hand prints using a variety of colors and had "turkey awareness" for their physical development. To do this we got a picture of a turkey and asked the children to put the turkey on their nose, head, and other body parts.

Lastly, we learned about Thanksgiving. We practiced their language/ communication skills by reading, My First Thanksgiving. During their cognitive play they practiced their problem solving skills by hiding and then finding the stuffed turkey. Next, we practiced what sound a turkey makes. We would imitate the noise and en-

courage them to repeat it while looking at the picture or during our story. For their physical development we encouraged them to reach, crawl or walk to the stuffed turkey.



The month of December we will be learning about dressing warm, stockings, Santa/reindeer, Christmas/Hanukkah and New years. It will be a busy month so keep your eyes open! Please bring extra clothes weather appropriate and continuing to label all items. Thank you!

Discovery Zone Learning Center

## November 2011

### Important Dates:

- 12/10- FREE Shopping Day
- 12/14-Special
- 12/22- Special visitor
- 12/23-MES early dismissal
- 12/26, 12/27, 12/30 & 1/2=DZLC=Closed
- 12/28&29=Fun Days

### Inside this issue:

Infant	1
Toddler	3
Miss Holly's Class	5
Center News & Interesting Information-	4-5
Miss Sarah's Class	1-2
Kindergarten	3

## Miss Sarah's Little Farmers

November has been a fun filled month for Miss Sarah's Preschool class! The children started off the month learning about families, due to November being National Adoption Month! They

learned that no two families are alike by graphing the number of



siblings each has and how much brothers and/or sisters make up each family. Preschool A also practiced searching for like items and used their math skills to find rocks outside to make rock families. They enjoyed finding different sizes for different members of their family then painting them. The preschoolers then used

their sensory skills and practiced using scissors to make real family trees! They scooped real grass seed into their cups and added a twig. They then cut out a leaf for each member in their family and added it to their tree! The children then learned how all families live in different types of homes. They practiced building and assem-

# Miss Sarah's Little Farmers cont.


bling homes using paper bags decorated with doors, windows, and plants. They then used construction paper for a roof. When all were finished, they could visually see that no two houses were alike!

Next, the children learned about farm animals! They worked on their fine motor skills when making muddy pigs! They cut out a pig shape from construction paper and then used their sensory skills by dipping their fingers in shaving cream/brown paint to create mud on their pigs! The preschoolers then practiced their hand/eye coordination by going fishing in our sensory table! Each child used a small fishing net to try and catch as many fish and K's (our letter of the week) as they could. Preschoolers then practiced being pretend farmers by making butter! This was by far, their favorite activity of the week! Each child had their own jar filled with whipping cream, salt, yellow food coloring, and a marble. They then put the lid on and shook their jar until the mixture became whipped! The marble helped the children to "hear" that they were mixing it correctly! They then tasted their butter for snack spread on a cracker. Yum! Preschoolers then learned about where baby chicks live from our story, Little Quack, and got to create a home for a baby chick!

They used their fine motor skills to create a chick with yellow tissue paper. They then glued on a beak and eyes before putting it in their nest. They made a nest using an egg carton filled with pretend grass. Their Little Quack's then slept in their cubbies until they got to take them home!

The next theme was Thanksgiving! The children learned why we

have Thanksgiving and who started it from the stories read during Circle Time. These included, Why We Have Thanksgiving, A Turkey for Thanksgiving, and Thanksgiving: A Day of Thanks. The preschoolers loved creating their own turkeys. They practiced




their sensory skills by painting the palm of their hand brown and each finger a different color to make colorful feathers! They then glued on eyes on the thumb of their turkey. They enjoyed noticing that all of the turkeys turned out different sizes because of the different sizes of hands in the classroom! They then used their fine motor skills to create their own turkey with a "Thanksgiving scent!" They painted a turkey with cinnamon, nutmeg, pumpkin spice, and all spice added to the paints! The preschoolers also learned about how Indians painted pictures using berries because they did not have paint in bottles like we do at school. They had lots of fun rolling up their sleeves and practicing their sensory skills and creative expression to smush their hands in cranberries and blueberries to paint pictures!

The last theme of the month was The Five Senses! They used oral language to talk about the five senses, why they are important, and what they think it might be like to not have one of those senses! They practiced the ability to transfer what they hear to paper by listening to relaxing music such as the ocean and the rain forest and then drawing what they hear! The preschoolers then practiced working together in pairs when learning all about scent! They blew bubbles with bubble soap mixed with vanilla or peppermint extract and popped them with their nose! They also practiced their

oral language and vocabulary by describing what the bubbles smelled like. Preschoolers discovered the sense of touch through a sensory activity called "Feel that Slime!" Slime was created using glue & liquid starch and the children got to explore the feeling of it in the sensory table! The preschoolers practiced their critical thinking in a Circle Time activity called "What's Missing?" They were presented a box of objects such as a crayon, pencil, scissors, and a cookie cutter. While they closed their eyes, one item was removed and they then had to figure out which was missing! Their sense of taste was one of their favorite to explore! They used their sensory skills to make Pudding Paintings! Each child wore a blindfold and dipped their hand into the substance (pudding) and painted! They were encouraged to use their four other senses to try and figure out what they were painting with before they tasted it to see if they were right! They also practiced using descriptive language with the Popcorn Test! They had three small bowls set out filled with popcorn each seasoned with a different seasoning that included cheese, sugar, and salt! They then described what each tasted like and guessed what was on the popcorn before choosing their favorite! They enjoyed reading stories such as, I Like Noisy Mom Likes Quiet, Whose Sound is This?, and Panda Bear, Panda Bear, What Do You See?

Miss Sarah's Preschoolers are doing WONDERFUL writing their letters of the week everyday at Circle Time! Practice makes perfect! Next month's themes will include Wintery Fun, Snowmen, Christmas, & Yummy Treats!



## Pilgrims, Indians and Toddlers

Our toddlers first theme of November was about fruits and vegetables. Our toddlers took turns passing an orange at circle time to use their language and sensory skills to talk about the orange and feel it. They worked on extending



their vocabulary words by identifying colors, fruits and vegetables and dipping apples. Our toddler friends used fine motor skills to paint an orange and make cheese and fruit kabobs, which were delicious. The toddlers followed directions to make celery roses and a pineapple casserole.

Next was a theme on Pilgrims and Indians. During this week our toddlers worked together to make totem poles and a big Mayflower. They got to be creative when they made q-tip Indian

corn, and painted with a feather. They worked on math skills when they counted feathers on their Native American head bands and matched feathers of the same color. Our toddlers also worked on fine motor skills by lacing canoe cut outs with yarn.

For the week of Thanksgiving, our toddlers had a fun short week making turkeys out of coffee filters and construction paper. They worked on gross motor skills by "stuffing a turkey", they did this by throwing bean bags into a bucket with a turkey picture on it. The children followed two-step directions when they dipped pipe cleaners into paint and then onto paper to make turkey prints. Lastly our toddlers took turns pinning different colored feathers onto a turkey for a creative fine and large motor activity.

For the last week in November, tod-

dlers learned about aviation and things that fly. They worked together to make paper tube airplanes, and ladybugs. They followed directions when they made an airplane snack, coffee filter butterflies, and a plane. They learned new vocabulary words when they learned about hot air balloons. They had an insect hunt which had them work on trial and error skills and gross motor skills as they ran around looking for insects.

For the month of December you will see some upcoming themes of reindeer, hibernation, and holiday celebrations.

We would like to welcome Hunter, Marion and their families into our toddler class. We would like to wish our friends Michayla, Eleana, and Kaden good luck as they move into the preschool class with Ms. Sarah.

## Kindergartener's Work on Being Thankful!

The month of November had been an exciting one here in Kindergarten, we have settled into our new space at DZone and made it our own. We would like to welcome our new friend Bryce and his family!

Throughout November we learned about giving thanks to one another and for the things that we have. We hope that you noticed our Giving calendar in the room, each day was a new task. There were tasks such as, thanking mom and dad for all they do for us, cleaning our rooms without being asked, and sit with a friend that we may not usually sit with. Along with our giving calendar we learned about Veterans this month and how important they are. We thanked them and worked on our letter



formation by writing cards to the soldiers. We also worked on our cooperative skills to make an American flag,

which we learned has 13 stripes and 50 stars.

Next we moved into our five senses, each day of the week was a different sense. We started the week with our sight. We used our sensory skills to see what it would be like if we couldn't see and tried to guess which friend was in front of us. We also used j-ello for our smell and taste senses. We put our smelling to the test and tried to guess what flavor each j-ello was. The children also used their taste to see what flavor it really was and if their hypothesis were correct.

Once we finished up our senses we moved right into Thanksgiving. During our unit on Thanksgiving we used our fine motor skills to cut out some fruit for our cornucopias. We also used our writing skills and wrote down who or what we were thankful for on each piece of fruit. We were mostly thankful for our moms, dads, and siblings. We also made some turkeys with plastic bags and paper and of course our best cutting to make our

turkeys feathers & a head.



Next was a theme on polar animals. We read Polar Animals in circle and learned all about the different animals that are considered polar animals like penguins, walruses, and polar bears. The kindergarteners got extra creative and made prints from the drawings they made on styrofoam plates, with a little paint and paper we had a nice polar scene.

Through out the month of November we also worked the letter I, J, K, and L, where we counting to practice our fine motor and letter formation.

In December we will be learning about Kwanzaa, Chanukah, and Christmas. We will also be working on the letter M, N, O and P.

# Interesting Information

## Early Literacy Behaviors

- **Book Handling Behaviors**

Behaviors related to a child's physical manipulation or handling of books, such as page turning and chewing.

- **Looking and Recognizing**

Behaviors related to how children pay attention to and interact with pictures in books, such as gazing at pictures or laughing at a favorite picture. Behaviors that show recognition of and a beginning understand of pictures in books, such as pointing to pictures of familiar objects.

- **Picture and Story Comprehension**

Behaviors that show a child's understand of pictures and events in a book, such as imitating an action seen in a picture or talking about the events in a story.

- **Story-Reading Behaviors**

Behaviors that include children's verbal interactions with books and their increasing understanding of print in books, such as babbling in imitation of reading or running fingers along printed words.

## Early Literacy Does Not Mean Early Reading

Our current understand of early language and literacy development has provided new ways of helping children lean to talk, read, and write. But it does not advocate "the teaching of reading" to younger and young children. Formal instruction which pushes infants and toddler to achieve adult models of literacy ( i.e., the actual reading and writing of words) is not developmentally appropriate. Early literacy theory emphasizes the more natural unfolding of skills through the enjoyment of books, the importance of positive interactions between young children and adults, and the critical role of literacy-rich experiences. Formal instruction to require young children who are not developmentally ready to read is counter productive and potentially damaging to children who may begin to associate reading and books with failure.

—Brian Wonders—



# Miss Holly's Class Are No Scardy Cats!

November was off to a scary start in Miss Holly's Preschool as the children learned about monsters! The preschoolers enjoyed listening to stories such as, Go Away Big, Green Monster!, There's A Nightmare in my Closet, and One Hungry Monster. Each child got to talk about what monsters were, if



they were real or not, as well as learned a song called, "If You're a Monster and You Know it!" While learning about monsters, Miss Holly's Preschool did a little observing, using grass seed, cotton balls, plastic cups, and plastic bags to create monsters with grassy hair. The children loved watching their hair grow! Monster slime was a center choice where they got to play with goop that a monster may be made of. Another choice was monster eyes, where the preschoolers had to dig through play dough to find the eyes of their monster!

Who would have known that November was National Peanut Butter Month!? Miss Holly's friends did! All week long was a celebration using peanut butter! During circle, the

children talked about where peanuts grow, what things they eat with peanut butter, and going on a peanut hunt around the classroom. The preschoolers loved to make peanut butter spiders and bird feeders for their homes, using peanut butter, pine cones, and bird seed! As a special treat, they got to make peanut butter chocolate fudge and enjoy a small piece for snack. The sensory table was full of packing peanuts and real peanuts, which the preschoolers loved to drive their farmer and tractor through!

Miss Holly's Preschoolers were acting like turkeys during the week of Thanksgiving! They enjoyed reading stories such as, Over The River, A Turkey For Thanksgiving, and Blue's Thanksgiving Feast! During circle, the children talked about the foods that they eat on Thanksgiving, what they were thankful for, as well as searching for feathers! Miss Holly's Preschoolers practice their fine motor skills by cutting out ears of corn and decorating with paint, as well as using their hands to make turkeys! It smelled like Thanksgiving as the children pretended to cook a Thanksgiving feast in dramatic to work on social skills, as well as making a pumpkin fluff pie for math

practice!  
The last week of November, Miss Holly's Pre-



school went down to the farm! Each day the preschoolers read a different story and talked about what animals and things could be found on the farm. They enjoyed pretending to milk a cow using a rubber glove and a bucket! The preschoolers were right on spot when counting out the number of spots to glue onto their cow and were amazed at how they could make butter using whipping cream, a jar, and a marble! The children loved playing in the sensory table using various materials to create a hens' nest to lay eggs in, as well as using fine motor skills and color recognition to create pigs of many pinks!

Miss Holly and the friends in her preschool would like to welcome Chloe to our classroom, as well as wish Caitlin (11/13) and Lauren (11/27) a very happy birthday! Next month Miss Holly's Preschool will be learning about Cookie Cutters, Nursery Rhymes, Holidays, and Snow!

## -Center News-

- If your child is going to be out or late for the day, please call/email the center to update us.
- Please change your children's extra clothes to match the season.
- DZLC is continuing the major maintenance plans. Our cabinets have started to go in and should be completed by the new year! Next on the list is carpets!
- Keep watching us on Facebook, we have lots of new post every week!
- **Reminder-Tuition is due by Wed. 8 am to avoid a late fee.**
- **Please remember to get your child's flu shots and to have all immunizations and physicals updated.**
- We will be **closed** to celebrate the holidays on 12/28,12/29,12/30 & 1/2.
- **Free holiday shopping day is 12/10, please sign up by the tuition box or at DZone- by the entrance door.**
- Miss Sarah's Preschool Room will be getting an assistant teacher soon due to the population of the class growing!