



Discovery Zone Gazette

Toddler 4 Gets into Shape

Toddler 4 is open and in full effect! I would like to take this opportunity to welcome all my new friends and families to our class. This month has gone by so fast I can't believe it is already March! The new toddlers are doing so well in their new room.

To begin the month, as we moved into the room, the toddlers spent the week exploring their new environment. The children took part in setting up the class and picking new and exciting toys to add to the room. In addition to exploring the room the children walked through the whole building and saw other classes, bathrooms, and the gym. Most of all the children really enjoyed going on nature walks around the new building. The class continues to work on adjusting to a toddler schedule. For example sitting at the table for snack and lunch, participating in circle, and holding hands when walking outside are some of the skills the children have been introduced to.

During the second week in February, the children enjoyed reading stories about love and caring. Me and my Mommy and Cuddle were two of the children's favorites.



During project time the children used fine motor skills to paint with red and pink paint and make hearts with their hands.


They also worked on gross motor skills in the gym and on playground.

Later in the month we talked about weather. At circle time the children learned new weather songs and how to be "weather watcher" (something we do everyday at circle). The children looked at different pictures of weather including rain, wind, sun, and lightning. The children even got a chance to jump in some rain puddles in the room! They really enjoyed that. It was a great way to work on gross motor skills. During project the class made rain pictures using washable markers and then the children used a spray bottle with water on the artwork. The children learned science skills as they mixed black and white paint to make gray storm clouds.

To finish out the month, Toddler 4 moved onto shapes. During circle time the children

were introduced to five shapes, square, rectangle, circle, diamond and oval. Each morning, the shapes were repeated and the children went around the room to find items that matched the cut out shapes. The children built language and literacy skills as they enjoyed books about shapes. Then the children mixed and matched Tupperware to different shapes and sizes. The children made shape sun catchers by placing tissue paper on contact paper and hanging them in the windows. Using their sensory skills, the children finger painted with sponges of different shapes used different colors to paint with.

Just a reminder to parents we do go outside so please bring in outside snow wear. For the upcoming month, Toddler 4 explore food, sea animals, celebrate St. Patrick's Day in tie dye, and bugs!



Discovery Zone Learning Center

Volume 4, Issue 2

February 2010

Important Dates:

- 3/11 Early Dismissal
- 3/30 the children will observe and learn a little Irish Dance with "Dance with me in Ireland."

Inside this issue:

Preschool 10 Cont..	2
Toddler 2 News	2
Preschool 12 News	3
Infant News	3
Toddler 3 News	4
Toddler 1 News	4
Preschool 11	5
Center News	5

Gung Hay Fat Choy from Preschool 10

Even though February is a short month, it was packed with fun! Preschool 10 celebrated Valentine's Day, Chinese New Year, and President's Day by reading stories, discussing the history behind each, as well as through various types of projects.

The first week of February was Groundhog day. The class

enjoyed watching the result of the Groundhog's prediction on the computer. The children loved creating groundhog puppets using paper bags and cut outs as well as coloring pages of groundhogs. Along with Ground-



hogs the class explored shadows. The children used flash-

lights in Dramatic Play to create shadow puppets as well as to create Silhouette pictures. For the letter L and the theme, Preschoolers practiced writing "light" and created "L is for Light" alphabet pages.

Chinese New Year and Valentine's Day were the themes for the second week. To celebrate

Preschool 10 Continued

the second week. To celebrate the Chinese New Year Preschool 10 created a dragon using a large cut out that the class sponged painted and cut strips of paper that were stapled to create a paper chain that was used as the Dragon's tail. The children also created Chinese New Year Lamps using red paper and had red items in the sensory table all week since the Chinese believe that red represent good luck. For Valentine's Day, the children created cards for their families and practiced writing their names. In house corner it was fun to show our friends that we care for them by playing with flowers, hearts and toy candy. Math skills were built as the children counted and sorted conversation hearts. To end the week, Preschool 10 had a Red and Pink Party. Thank you for all who participated, we all had fun enjoying healthy foods and passing out Valentines.



The third week of February was Presidents Day. The children discussed and practiced voting to understand how the president is elected. For Washington's Birthday the

class created the date that he became president by putting number cut outs in order to create 1789. For Lincoln's birthday we had a Penny toss where all friends at circle got to toss the penny and identify if it landed on heads or tails and graphed the results. Heads won significantly. For the letter M the class explored money in the sensory table and math center. Money is related to the letter of the week as well as allowing the children to observe the presidents on each coin as well as sort and count with. To end the week we had a discussion of Washington D.C. and The White House to explore where the President lives. The class learned geography as they located Washington D.C. on a map and creative expression by painting water color pictures of the White House.

The theme for the last week in February was Dental Health. The children had fun using dental floss to paint a picture. House Corner was converted into a dentist office all week, equipped with a reception area, masks, mirrors, and a sink. Along with a discussion of how we to care for



teeth and the importance of healthy teeth, the class sang songs about teeth and cut out pictures in magazines of foods that are healthy for teeth. Fine motor skills were built by using toothbrushes to clean toys, using tooth brushes in the sensory table, as well as painting a yellow tooth cut out white using the toothbrushes as paint brushes.

We were busy celebrating holidays in February and look forward to celebrating more in March, St. Patrick's Day! In honor of the Irish, Preschool 10 will discuss luck and create shamrocks. In honor of Dr. Seuss' birthday the children will be read some of his stories, create many of his characters, and participate in many fun projects involving his stories and characters. Other themes in March include Nutrition, Music and Art. We are look forward to March for all of the fun themes as well as welcoming spring!



What's all the "Buzz" in Toddler 2?



Toddler 2 started the month of February with a circus theme. The children spent the first week experiencing the many things they might see at a circus. They were able to create clowns by placing the facial features on the face. A big hit that week was a game we played called "What's in the Box?" The children were told to reach into a closed box and pull out the first item they touched. They were then asked what the object might be used for and different characteristics of the object they had chosen. We focused on hand-eye coordination as the children played a bean bag toss. The children also enjoyed "Pin the Nose on the Clown" as they put their cognitive skills and spatial directions to good use.

The buzz throughout the second week of February was the theme on bees. The children started by making a musical drawing using the primary colors of the bee. They really enjoyed drawing along to the flow of the music. The children created bees by placing stripes on a picture of one. It was interesting to see how they came out. The children enjoyed a little bit of taste testing as the children made bee hives using honey-comb cereal. By the end of

the week, the toddlers were all able to tell that bees made honey, that bees have stingers and the "buzz" sound that they make.

We spent the third week of February learning all about mail. The class discussed how the postal system works and the various types of mail delivery. The children had the opportunity to act as postal workers while they went around the building, from room to room, collecting valentines. Each child had a bag that was filled with the mail they received. Throughout the week the sensory table was filled with different types of envelopes and packages for toddlers to explore. The children were able to create their own mailboxes and stamps. They even got a chance to write a letter to their parents. The children are now familiar with the "I just got a letter" song, which we sang each time we received a letter in the mailbox. Thanks to all the parents, siblings, and DZ teachers who put letters in our mailbox, the children really enjoyed reading them!



The month of February ended with a theme on cooking. Toddler 2 began by baking

bread sticks. The children were each given 2 bread sticks to roll or twist any way that they wished. Then they were given sprinkles to add if they wanted. Our next cooking project was rainbow toast. The children got to paint a piece of bread with the colors of the rainbow. Once they were done, we popped them into the toaster and they were able to eat their colorful bread. Later in the week, the children made strawberry bars. Their math and language skills were enhanced as they worked together to mix and measure the right ingredients for the bars. The cooking theme was finished off by baking apple crisp. The children really enjoyed the special we had earlier this week. They all had the chance to participate in acting as circus clowns and doing circus tricks!

Some themes we look forward to exploring in the upcoming month are art, the zoo, and litera-



Preschool 12 Takes Off with Transportation

Preschool 12 started the month of February with our Groundhog & Shadows theme. The children practiced gross motor skills as they chased their shadows after pretending to be asleep in a burrow. The children used their creativity while manipulating art supplies to create a groundhog stick puppet. In the science center, preschoolers learned about the sun and the clouds. The class created a prediction chart to guess whether we were going to jump into spring, or if we were going to have six more weeks of winter. The children also discovered how shadows are created by flashing a flashlight against the wall. In the literacy center the children used a pop-up story prop to retell a class favorite story, Substitute Groundhog by Pat Miller. In the math center the children used matching skills as they matched several gopher poses to their identical shadows. A favorite center activity was play dough burrows. Smiley faces were drawn on the tips of the children's index fingers and they pretended they were groundhogs popping out of our play dough burrows.



The following week was a Valentine theme. The children shared thoughts on how to show love to families and friends. Listening skills were practiced as the children enjoyed


the story, I Love You All Day Long by Lauren Thompson. In the art center Preschool 12 practiced fine motor skills as they created a heart full of love Valentine's card for their mothers. The children also made heart bracelets and a Valentine mail bag for Valentine cards. The children demonstrated gross motor skills as they participated in the Valentine Hop over heart-shaped mats. In the math center the children learned about patterning red and pink hearts. In the science center, the children learned about cause and effect after discovering that a heart-shaped candy melts in warm water instead of ice cold water. The week ended by practicing social skills during the Valentine's party.

The next week, Preschool 12 learned all about Transportation. A class favorite book was My First Airplane Ride by Patricia Hubbell. The dramatic play center became a gas station and the children pretended to be gas attendants, store-ticket holders, pumped gas into a homemade stuffed animal's car, gave rides on the train, rowed the boat, sat in a yellow bus box during circle time and wore airplane wings around our arms as we flew around the center. In the art center preschoolers demonstrated fine motor skills as



they practiced cutting with scissors all week. They made a sailboat, train, bus, and a suitcase for a pretend airplane trip. Social skills were built through pretend play.

The last week was all about Dental Health. The children learned all about the importance of keeping teeth healthy by brushing and flossing. They also understand the importance of visiting the dentist after listening to the story, My Dentist by Herlow Rockwell. In the dramatic play center, the practiced being dentists in the "dental office." The children wore white lab coats, masks, and rubber gloves as they cleaned stuffed animal's teeth. They also looked at their own teeth in mirrors and learned that someday they will lose their baby teeth in order to make room for our big teeth. In the literacy center preschoolers compared healthy to unhealthy foods. They also made an experiment with water and soda in the science center. We put a hard-boiled egg inside a cup of water, and another inside a cup of coke soda. It was discovered that water was the healthier choice for teeth because the soda stained the white eggshell into a brown color. The children also practiced fine motor dexterity by brushing the coke stains off the eggshells with toothbrushes and toothpaste.



Infants Have a "Roaring" Good Time

The infant room would like to give a warm welcome to our new friends Patrick and Jayden!

During the month of February the infant room went on an African Safari! The infants enjoyed sensory experiences as they made lions using their hand-prints to make



the lion's mane, used their fingers to paint on stripes on zebras prancing in the grass, and finger-painted cheetahs and placed on colored cotton balls for their spots.

For Valentine's Day, the infant room sponge painted hearts and used them to make cards for their families. To wrap up Valentine's Day, the babies made hearts using their hand prints.

For the month of March the babies will explore rainbows, shamrocks, leprechauns, and pots of gold.



Toddler 3 Speaks Spanish

Toddler 3 began the month of February learning all about "Spanish." The children were also exposed to different aspects of the Spanish culture. Vocabulary was increased when the children practiced saying colors and numbers



in Spanish. Toddlers also learned a new Spanish song that aided in increasing their Spanish vocabulary and language awareness.

Cooking and math skills were enhanced when the class made a Spanish dish. Fine motor skills were increased when the children painted a Spanish word that they had chosen and practiced articulating it. The children enjoyed a sensory experience when they played with Spanish rice in the sensory table. Lastly, toddlers used their sense of taste to sample different Spanish fruits. The children enjoyed this activity very much!

For the second week of February, Toddler 3 discovered the, "World of Colors." The children played a matching game to enhance color recognition at circle time. Gross motor skills were improved upon with a game of, "Red Light, Green Light." At circle time, the toddlers were introduced to a new song about

colors as well as an old favorite. Fine motor skills were increased when the children made apple prints and a frog and lily pad creation. The children were able to enhance their fine motor skills again when they used a hammer to crush up fruit loops to make a colorful picture. Toddler 3 was able to enjoy a science experiment when the children mixed different color tablets into water to see what the result would be. Lastly, the children enjoyed some sensory experiences when they finger painted with pudding and made rainbow hand prints.



Next, toddlers had a week exploring their "Senses." For circle time activities, the toddlers participated with a texture book, smelly jars and a musical parade. Fine motor skills and our sense of smell was developed when the children made paintings with aromatic paint. The children enjoyed several sensory experiences when they played with cream inside the sensory table and finger painted beautiful pictures in which they chose the

colors that they wanted to use. Spatial awareness was improved upon when toddlers made paper plate faces. And to end out the week, Toddler 3 went on a nature walk in which they developed their sense of sight and sound when looking and listening for various attributes of the outside.

Toddler 3 ended out the month of February with a theme on "Bears." Children enhanced cooking skills when they made bear biscuits. Their imagination was increased when they were able to explore a bear cave that was located in the classroom. Fine motor skills were developed when toddlers made their own tissue paper bears. And lastly, language skills were enhanced when the children brought their favorite bear or stuffed animal from home and shared it with the class at circle time. Science was explored when the class discussed various characteristics of different types of bears at circle time with our, "Bear Book."



Toddler 1 Thinks Pink

As we all know Molly the ground hog predicted that their will be 6 more weeks of winter. To celebrate this news, Toddler 1 started the month of February with a week on groundhogs. The children were expose to language and literacy as they read stories such as Huff and Puff and Go to Sleep Groundhog. The children enjoyed the illustration as well as the story behind them. As part of our lesson plan, we had a in class discussion and then a activity where the children were encouraged to ask questions about what shadows are. We then allow them to get a better visual picture on what shadow are by lighting a flash light to a toy to make the shadow on the wall. This activity was a enjoyed by all the children.

Toddler 1 loves spending time with their friends. Valentines day was the focus for the second week of February. The children explored their creative side as they experimented with colors to make Valentine's Day cards and heart butterflies. The children enjoyed a day of



sensory as they play with colored ice cubes. At circle the class had a great discussion on who they love and why. It was amazing to hear how much they truly love their families and friends. To complete the week, the children used science skills to create pink pudding. The children enjoyed working together and adding all the different ingredients.

To enhance the topic of love, the focus for the third week was friendship. The class worked on different techniques to get along in a more positive way. Using kind word was one of the skills that was emphasized. The children were able to communicate how they felt with their words instead of their actions. This promoted a sense of community as they learned from each other. As the week progress the teachers noticed a change in how the children were able to interact with each other. We also introduce a Spanish friendship song that expand their language by allowing them to hear different words as they sang it. As part of demonstrating how important it is to have good friends, the children contributed a different fruit for a friendship salad. Everyone enjoyed naming all

the fruits and especially eating them. At the end of the month Toddler 1 worked on language and literacy skills as through Nursery Rhymes. The class focused on some old favorites such as *Humpty Dumpty* and *The old little lady who lived in the shoe*. The children created another page for our literature book that illustrated *Little Boy Peep*. The children were able to use their senses as they tried to locate little Boy Blue in a hay stack. To end the month Toddler 1 used an old shoe to make shoe prints in honor of *One, Two Buckle My Shoe*.

In March Toddler 1 will work on the 4 domains of development: social and emotional, physical, creative expression and cognitive as we concentrate on topics such as Dr Seuss, Dragons, color and shapes, rain and umbrellas and wind and kites. We would like to wish Caitlin R. and Camden M. a happy birthday.



Preschool 11 Goes for the Gold

The month of February was a learning filled month for Preschool 11. The class began the month with a one week theme on Groundhogs Day and Shadows. During this week the children explored the holiday of Groundhogs celebrations and the scientific meaning behind what a shadow really is? The class used flash



lights to manipulate their own shadow figures and traced each others bodies on black paper using chalk to see what their shadow looked like. While outside on the

playground, the children used gross motor skills and the sunshine to play shadow tag, it sure was fun! Finally the children used sequencing skills to order a four picture Groundhog scene!

Next, the children had a one week theme of Chinese New Year and Valentines Day! During this week the class took two days to learn about Chinese New Year and three days to celebrate Valentines Day. For the Chinese New Year the children used fine motor skills to cut lines into red paper to create Chinese lanterns. They also discussed the celebration of: Parades, Dragons and the color red! The children used an Animal Chart to figure out what Animal represented the year they were born and we also learned about the animal for this year which was the Tiger! For Valentine's

Day the children cut out different sized hearts out of pink paper for them to work on there cutting and fine motor skills. When they completed that step they then sized them in order from either biggest to smallest or smallest to biggest. The children also worked on writing their names and name recognition when it came time to pass out Valentines to all of their friends. On Friday Feb 12th Preschool 11 celebrated Valentines Day with a healthy pink and red party where we all shared special healthy treats with friends. Thank you to all the parents who helped to make this party such a success!

The third theme for February was U.S.A. The children learned about laws and some former US Presidents. The children investigated coins and learned about all different money amounts. Preschool 11 worked on patterning skills when they created A,B,C and A,B,C,D patterns using red, white and blue stripes and white stars! The children also got to investigate a large map of the U.S. to see what it looked like and to try and find Connecticut.

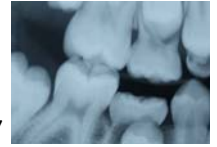
The children looking at talking places in the traveled. took several



also enjoyed the map and about all the U.S.A they have The class also days learning

our countries Pledge of Allegiance.

Finally, Preschool 11 finished up the week with Dental Health. Teaching children the importance of Dental Health and keeping teeth clean. The children learned several new songs and poems about cleaning teeth. They practiced them several times so when they brush their teeth they can hum the songs, when the song is complete they know they have scrubbed long enough. The children worked on fine motor skills by giving an "alligator cleaning" while using shaving cream to practice the circular, and back and forth motion of teeth brushing. They also enjoyed "fancy floss" where they used the colors of the rainbow and painted with floss. It is hard to believe March is here...Spring is upon us!



In the Month of March themes will be: Dr. Seuss, Winter Olympics, St. Patrick's Day and to finish up March a week on opposites!



Center News

Please remember to send clothes appropriate for outside play. This time of year we never can be sure of the weather. Please continue to send cold weather clothes until we can be sure Spring has Sprung!

DZLC would like to welcome Jon to the Afterschool room.

Camp Discovery forms are out! If you would like your child to attend, please complete the form and return by 4/3/10 to reserve your child's spot.

DZLC is still offering Infant/Child CPR on 3/30/10. Payment of \$35 must be received in order to be registered for the class. Payment must be received by 3/26/10. Checks can be made payable to Rich Antonelli.

Aggression and Young Children

Young children often behave aggressively and it can be challenging to identify why and how to curb the behavior. Here are some common causes and solutions to aggressive behavior.

Young children can have difficulties differentiating between reality and fantasy. When they see their favorite superhero defeating the bad guy, children often like to imitate that in their play. Please talk to your children about violence they may see on TV. Discuss that things they may see on television are make believe and that the child should not act this out with siblings or peers.

Children may also act aggressively when they are angry. It is important to validate your child's feelings but not their actions. It is

acceptable to be angry, it is not acceptable to hit. Model and discuss other ways to express anger. Perhaps draw a picture of how they feel, shout, "That makes me angry," or walk away to cool down. It is important that parents do not react aggressively when angry as well. Your child will gain self control with guidance.

Horseplay and wrestling are often fun things for parents to engage in with their children. Make sure that you discuss with your child that you enjoy that time with your child but it is something that is done at home and not with peers. If your child is still behaving aggressively, horseplay and wrestling should be eliminated or reduced until your child

gains better self control.

Finally, what can you do about it? Children are still learning and they will make mistakes. How those mistakes are corrected can really help your child gain more self control. Be consistent with your expectations and consequences. If your child behaves aggressively *always* offer the same discipline. If your child takes a time out, make sure they always take a time out. This will allow your child to know where your boundaries lie. When your child tests those boundaries (and they will) be consistent. Eventually your child will learn what you deem acceptable and unacceptable. Inconsistency can make your child confused. Consistency makes your child feel secure.