



# Discovery Zone Gazette

## April 2011

### What's All The Buzz In Preschool 13?

April came and left to fast. This month was especially fun for all the children in preschool 13. They started the month by learning about a week of science and math discovery. The children started the week



by making their own volcanoes and where they learned about predictions. Using vinegar and baking soda on

the volcanoes they predicted the outcome. There were many answers, but one of the most popular answer was "it will get wet".

To continue with the scientific investigation, the children were able to graph different items that would sink or float. The children really had to use critical thinking as they explained why they came up with their results.

To end the week the children enjoyed a day of sensory art as they used a hair-dryer to paint an interesting picture.

As the month moved

along, insects were the buzz for the next two weeks. The children were given the opportunity to explain what they thought the function of different insects were in their environment.

To explore their sense of touch, the children were able



to play in goop that had insects inside. The children enjoyed trying to find and name all of the different bugs inside the goop. As part of a creative art, the children were given a potato masher and paint to create bees. As part of their language and literacy, the children were able to listen to stories such as The Very Greedy Bee, The Crunchy caterpillar and The Very Lazy Lady Bug.

To end the month the children were exposed to Eric Carle and his wonderful books. Preschool 13 worked together, as a class, to create "The Very Hungry Caterpillar" which will be

displayed on the spring board. The focus for this week was literacy but also creativity. The children were given the opportunity to illustrate their very own Caterpillar. The class was given different materials to put their own unique touch on their creations. As the week came to an end, we had a pizza party to celebrate the end of the month.

As you all know this was also the last day, (for a little while) for Ms. Sheyla at DZLC . It was full with bitter- sweet good byes. Sheyla hopes that every one has a great summer and is exited to see all the changes and how much the children have grown through out the short months. She would also like to express her thanks throughout the difficult times and will see everyone soon.



### Discovery Zone Learning Center

#### Important Dates:

- 5/9 Special: Story teller
- 5/16-5/20: Toddler Conferences
- 5/23-5/27: Preschool Conferences
- 6/6-6/10 : Preschool Conferences
- 5/30: Closed: Memorial Day
- 5/18: Picture Day

#### Inside this issue:

Toddler 3 News	2
Preschool 12 News	2
Preschool 10 News	3
Toddler 1 News	3
Preschool 11 News	4
Infant 6 News	4
Infant 5 News	4
Toddler 2 News	5
Interesting Info	6

## Toddler 3 Gets Creative




Toddler 3 began the month of April with a theme on, "Pets." Fine motor was enhanced through such activi-

ties as dog print bones, a classroom aquarium and fish. Spatial awareness was worked on when the children put together their own cat creations. Math skills were improved upon through a song called, "Five Little Bunnies." Science was enhanced when the children matched up baby animals with their parents. The children also had to use their listening ears when they played a game of, "Trainer Says" in which they had to listen to the various actions that the teacher gave them and then try to perform them.

For the second week of April, the children delved into a theme on, "Literature." Toddlers created their own monster faces after reading the story, Go Away Big Green Monster. Their fine motor skills and creativity were enhanced when they used water color paints to decorate a hat they had chosen after reading, Caps For Sale. Shape recognition was improved upon through trains that the children each

put together after hearing the story, Freight Train. Toddler 3 loved painting with condensed milk and choosing the color they wanted to paint their fish with. The children enjoyed seeing the shiny fish they had made displayed on the classroom bulletin board. Lastly, Toddler 3 participated in a cooking project in which they made rolls corresponding to the book, The Little Red Hen.

Next, Toddler 3 learned about, "Homes." Through this week, shape recognition was enhanced through building their own houses from squares, rectangles and triangles. Shapes were again discussed when the children worked on puzzles as a group. Toddlers also got to discuss different activities that are done in the kitchen and got to participate in one of those activities in the sensory table. They washed dishes in the soapy water and rinsed them off in the clean water. Vocabulary was increased when the children discussed different utensils that are used in the kitchen and what



their uses were. The children got to touch up on their sign language skills when they practiced a classroom favorite, "The More We Get Together."

To finish out the month of April, Toddler 3 learned about the world of, "Farm." Animal recognition was worked on through the song, "Old MacDonald Had a Farm." Cognitive thinking was enhanced when the children discussed the different sounds that farm animals make, their favorite farm animal and why that animal was their favorite. Fine motor was increased through a number of activities. Cow creations were made in which the children ripped pieces of black paper and glued it onto their cows. A barn was made when the children collectively colored it with markers and crayons. And cotton ball sheep were created when the children ripped up cotton balls and glued them onto their sheep. Cooking and math skills were increased when toddlers made their own cornbread to have for snack. Lastly, toddlers enjoyed a sensory experience when they dipped their toes into pink paint to make pigs and put the prints onto the, "mud."

## It's A Fairy Tale In Preschool 12

Happy Spring from Preschool 12! The children started the month with a theme on Fairy Tales. Fine motor skills were enhanced as the children created a red hen from the story, The Little Red Hen. A glass slipper was made from Cinderella, and a cute little pink nose from the Three Little Pigs. The children enhanced their social relations skills as they reenacted these stories in the dramatic play center. Preschool 12 also took delight in transforming into beautiful princesses and handsome princes throughout the week as they practiced taking turns wearing costumes and role-modeling these characters.

The second week in April was all about Pets. The children enhanced their knowledge of science and vocabulary by comparing and contrasting different kinds of pet food. Math skills were challenged as



the preschoolers engaged themselves in a flannel board activity by graphing and counting their favorite kind of pet; the dog was voted the favorite. The children's sense of touch was stimulated as they created a pet parrot out of feathers, and a soft bunny out of white fur. Fine motor skills were practiced as the preschoolers engaged themselves in creating a puppet fish project.

During the third week of April, the preschoolers learned all about Peter Cottontail in our Easter theme. During circle time, listening and communication skills were enhanced as the children listened to the story about Peter Cottontail. Fine motor skills were practiced while the children engaged themselves in creating "stained glass" Easter eggs. Critical thinking skills were exercised as the children participated in a sink or float science project. They watched an egg float to the top of

the water after adding salt. Next, the children took delight in enhancing their gross motor skills as they eagerly hunted for colored eggs during our Easter Egg Hunt.

To end the month of April, Preschool 12 jumped into our Friendship theme. The children practiced their creative art skills by drawing pictures of their friends.



Next, communications skills were enhanced as they dictated different ways to be a friend. Then the children grouped up into pairs and drew each other holding hands like in paper dolls.

Lastly, our month of May themes are Mother's Day, Grocery Store, Healthy Heart Awareness, and other fun activities. Enjoy this beautiful spring weather with your precious child.

## Preschool 10 Fly's a Kite!

Our class is so glad spring has arrived and we can go outside.

Preschool 10 flew into April learning about Kites. The preschoolers discussed kite safety and what makes a kite fly. The children got to use their fine motor skills by taking contact paper and putting different buttons on one side and then sticking the other side on to make a kite.

The children used their math skills to count how many kites and buttons they had. The children also worked on their colors and letters by identifying the colors of the kites and spelling the colors.

Next preschool 10 learned about their Five Senses. The children got to try and identify different smells. For touch they had to feel five different things and



then explain how each one felt. They also got to finger paint and discuss how it felt while they were doing it. For hearing the children would make the sound corresponding to the word. For sight, preschool 10 got to look at a sight chart and then look at two pictures and were able to find the differences. Last, but not least, was the sense of taste which they all loved. The preschoolers tasted different things and talked about what they liked best.

Preschool 10 celebrated Easter using their fine motor skills by decorating Easter bags with markers and stickers. The children played an Easter matching game using their memory to remember where the different pictures were. They used their imagination in creating a Easter bunny. Discovery Zone was



excited to have a special guest come in which was a magician. The week ended with a little Easter party and an Easter egg hunt which the children loved.

Our last week in April was Earth week. The children learned different ways to keep our earth clean. We even got to go on a walk around the daycare picking up trash. The children learned where to put things, and how some things go in the trash and some things are recycled.

Preschool 10 hopes everyone had a wonderful Easter and enjoys the rest of spring! We can't wait for summer! In the month of May, preschool 10 will be talking about Mothers' Day, Heart Health, Flowers and more! A very Happy Birthday to Matty and Mila!

## Toddler 1 Moves To Music

Toddler 1 is so excited that spring is finally here! Over the past month, Toddler 1 has been getting outside and working on their gross motor skills now that the weather is warmer. The children have been riding bikes, climbing, playing tag and even have enjoyed walking around the pond!

The children started out the month learning about Rain and Clouds. This was planned on the perfect week because it rained almost everyday. For a project the children made "Stormy Clouds." This was done by mixing black and white paint together. Each child used their fine motor and sensory skills to create their very own stormy cloud. Another fun and exciting activity was our cloud walk. Together, as a class, the toddlers were able to go outside and look at different clouds and share what



shape or animal it looked like. The toddlers really did a great job using their creative thinking with this project.


The following week was all about Music and Movement. The children were introduced to all different types of musical instruments and different types of music. Toddler 1 did a wonderful job with naming all the different instruments by the sounds they made. During center choice, Miss Heather sat with the children and did some yoga stretches, that the kids really enjoyed.

During the third week in April the children jumped into the Rabbit and Easter themes. During circle time the children had to use their cognitive thinking to match small, medium and large rabbits. The most enjoyed project was painting with jellybeans. This was a great



way for toddlers to do some creative art and use their sense of taste to guess the flavor of the jellybean. To finish out April, Toddler 1 explored and learned all about the different types of Pets that people can have. Thanks to all the parents, during circle time each child was able to show photos of their pets and tell us about them. While playing outside, the children were asked to act out different types of pets. This was a great way to use their gross motor skills and imagination skills.

Toddler 1 is looking forward to the month of May. As the warmer weather starts, please remember to pack water bottle. Sunscreen forms will be going home soon. The following will be the themes for May. Cinco de Mayo, Mothers, Pond Life, Flowers and Farm Life.



## Center News

- If your child is going to be out or late for the day, please call/email the center to update us.
- Please change your children's extra clothes to match the season.
- Reminder: If your child has a temperature of 101 or higher/vomiting/diarrhea they need to stay home and rest for 24 hours.
- **Closed:** Monday May 30th: Memorial Day!
- **Picture Day:** Wednesday May 18th


## Preschool 11 Reduce, Reuse, Recycle!



April showers bring May flowers and with all the rain April has brought us we will have a plethora of flowers come May! The Children in Preschool 11 began the month of April learning about their Senses. During this week, the children used their listening ears to play sound bingo as a group as they learned about the sense of hearing. Preschool 11 also had a taste test and the children tasted what foods were sweet, salty or sour! The children also participated in a sight test using a real eye chart.

Next the children learned about our planet Earth and keeping it healthy and clean. They began the week doing an activity called "spilt milk." During this activity, the children took blue construction paper and green paint, splashed green paint on the paper and then

folded the paper in half. This made a creation that looked very similar to the planet earth. The children also practiced their fine motor skills by cutting out of magazines pictures of items that could be recycled. To finish up earth week, Preschool 11 cleaned up DZLC by walking around and picking up litter to clean the planet.

The third week of April, the children learned about Easter and the letter R. The children worked on their math skills by sizing Easter eggs from smallest to largest or largest to smallest. They also worked on their creative art skills and fine motor skills by decorating a paper egg with paint using a Q-tip! The children worked on writing the letter R and begin with Friday,  words that R. On Good the children participate in

an Easter Egg hunt out on the playground! What fun!

Finally April was completed with a one week theme of Spring. The children sang songs about flowers. They used their science and sensory skills and planted green beans to bring home! Preschool 11 also learned about how plants and people grow everyday. The children finished off the week by drawing a self portrait of what they think they look like at this very moment!

Preschool 11 is growing as fast as the flowers! Next month our classroom will be learning about Mothers Day, Cinco De Mayo, May Flowers, Heart Health and Kindergarten Prep! Enjoy the warm sunshine!



## Infant 6 Welcome Warm Weather!

Happy Easter everyone!!! In honor of April Showers, Infant 6 learned about Clouds, Rain, and Umbrellas. The children enjoyed making projects for Easter and a gift for their "mommy."

To start off the month, the infants made rain clouds by hand painting a pre cut cloud gray. They then rubbed glue and shaving cream on top of the cloud with their hands to make a foamy texture. The infants also made rain showers with the teachers help by dropping a



spot of blue paint onto a piece of paper. To finish the theme, teacher Lisandra hand-painted the infants hands with blue paint and helped the infants to press their palms on a piece of paper to make different color umbrellas.

As always the infants are working on their social/emotional development as they play with each other, practice how to self feed and begin coping with stranger anxiety. In April, the infants enhanced their physical development by learning how to clap, let go of



toys and grasp another and how to splash water.

Infant 6 wishes the best of luck to Brodie who graduated into Toddler 2 mid April.

In May, Infant 6 will learn about Flowers, Butterflies, Picnics and Kites. As the weather gets warmer over the next couple of weeks, please remember to change your child's extra clothing in their cubby to spring/summer clothing.

## Infant 5 Enjoys Easter!

During the month of April, Sophie and Mark celebrated their first birthdays!! The infant room also gave a warm welcome to our new friend Austin!

For the first half of the month, the infant room focused on Weather. During the second half of April the infants learned about Easter and Mother's Day.

During our Weather theme, the infants worked on their cognitive development by watching the teachers cut out black paper in the shape of clouds and rip up cotton balls that the infants helped to glue on to make stormy clouds. Paper was cut out into the shapes of raindrops that the infants finger painted blue. For social and



emotional development, the infants enjoyed listening to songs such as "Rain, Rain, Go Away." For Language and communication the teachers read the infants two books called, Baby Donald Makes a Snow friend and Little Cloud.



The infants were able to play with plastic Easter eggs to enhance their physical development. The infants finger painted Easter eggs that were cut out for them to experience cognitive development. Books were read about bunnies in regards to Easter such as Frisky Bunny and Bunny Bedtime for language and communication development.

During Mothers Day, the infants were assisted by their teachers to make mom a

very special Mother's Day gift! A song "I Love Mother" was sang in honor of moms for social and emotional development. Physical development was locating mom and pointing to them when asked where their mother is. No Matter What was read for language and communication which is about loving your child no matter what happens.

During the month of May, the infant room will finish up Mother's Day, then focus on Flowers and Bugs.



## There Are Some Creative Chefs In Toddler 2!



To begin our first full week of April, the children in Toddler 2 did a theme on Cooking! To prepare the children for the cooking projects each day, they heard new stories about food and even learned a little bit about the food pyramid. They started off the week making breadsticks in which they added their favorite color sprinkles to. On Tuesday, the children played a game where they had to find different types of food hidden around the room and then got a chance to talk about the food they found. They made rainbow toast using milk and food coloring, and then added cream cheese to it, which they really enjoyed! Their favorite cooking activity was the English muffin pizzas. All of the children absolutely loved the pizza they created! The children took it easy toward the end of the week and enjoyed an apple taste test. The children also got to enhance their math and fine motor skills with several different activities, including the color

sorter, plastic eggs in the sensory table and practicing stringing beads.

During the second week of April, the children did a unique theme about Clothespins. The children had a chance to use their self expression as they made a clothespin painting. They also enhanced their hand-eye coordination skills while hanging socks with clothespins and eating happy snacks, which involved using a clothespin to try to eat their snack.



The children have been working very hard on their math skills by counting and matching. Of course, they were able to count and match using clothespins. The children of Toddler 2 have been doing wonderful with their math skills.

As we came closer to the end of April, Toddler 2 spent a week learning all about Dirt. The children had a chance to do several hands-on activities as they made mud sculptures, finger-painted with mud and made a pudding painting using actual pudding! They really en-

hanced their science exploration and sensory experience during our theme on dirt. The center also got to enjoy a special comedy show in the middle of the week, which the children of Toddler 2 really enjoyed.

To finish off the month of April, the children learned all about the Farm. They learned about all the different types of animals you would find on a farm. They made their very own farm animal puppets to play with, baked corn muffins, made a sloppy snack using cereal and pudding and taste tested different foods that people and animals eat. They also heard a recording of many different animal sounds and were asked to tell what animal they thought they heard. The children really learned a lot about the farm and the animals on the farm.

The month of May will bring some fun themes to Toddler 2 to get the children ready for the warm weather. They will be learning about Spring, Gardens, Bees and Flowers!



# INTERESTING INFORMATION

## Tips on Helping Your Child Learn to Cooperate

Cooperation is the ability to balance one's own needs with someone else's. We often think of cooperation as children doing what adults want. That is compliance. True cooperation means a joint effort—a give and take that is mutually satisfying. To develop a cooperative spirit in children, we need to help them understand how our requests and rules are good for everyone.

Following are examples of ways that cooperativeness grows across the first three years of life:

- A 3-month-old wakes and begins to cry for milk. His mother, who is just putting the last dish in the dishwasher, says, "I'll be with you in one minute, honey. I know you're hungry." The baby quiets a bit and sucks on his fingers. This baby is learning that while he may sometimes need to wait a bit, his needs are important and will be met.
- A 14-month-old happily drops socks and t-shirts from one laundry basket into the other. His grandmother says, "Thank you for helping me sort the laundry. Why don't you come while I put it in the washing machine? I'll lift you up so you can press the button. Then we'll go for a walk." This young toddler is learning that part of being in a family is working together to complete daily chores.

Two 30-month-olds reach for the same bright red shovel in the sand box. One grabs, the other grabs. Tears follow, while each assures the other: "Mine!" One child's father steps in and gently separates the two, handing a red shovel to one and a plastic bulldozer to the other. He shows them how one can bulldoze a pile of dirt, which the other can shovel into a bucket. These children are learning how to resolve conflict, cope with disappointment, and build relationships through cooperative play.

Below are ways you can help your child experience the rewards and develop the skill of cooperating.

Take turns. Between 6 and 9 months, babies can begin to engage in back-and-forth interactions. They also learn to imitate. This is a great time to encourage turn-taking as you play with your baby. When you place a block in the bucket, give him time to copy you. Take turns putting objects in the bucket and dumping them out. As he gets older, take turns putting pieces in the puzzle, or shapes in the shape-sorter. When it's time to clean up, make a game of taking turns placing toys back on the shelf. These experiences are opportunities for him to feel the pleasure of accomplishing something as a team.

Explain your reasons for limits and requests. At three years old, most children use and understand language well enough to handle simple explanations. Point out how rules benefit the whole family. "We all help clean up. Then we don't lose our toys and we can find them again." "When you help me put away the laundry, I finish quicker and then we can play."

Take time to problem-solve. You can help your older two- and three-year-olds come up with solutions to everyday dilemmas and encourage cooperation at the same time. Here are steps to try to help you teach problem-solving skills to your child:

- State the problem. "You want to draw on the wall but mommy says no."
- Ask a question. "Where else could you draw?"
- Try a solution. Offer two options, both of which are acceptable to you—perhaps either paper or a cardboard box. If she insists she wants to draw on the refrigerator, set a limit. "I'll put the crayons away until we agree on a place to draw."

Then re-direct. Most young children need help finding acceptable ways they can channel their desires. "You can put magnetic letters on the refrigerator."

Do chores together starting at an early age. Let your child grow up experiencing the benefits of cooperation. Together you can set the table, clean up toys, or wash the car. Point out the advantages of cooperating. "Look how fast we set the table. Now we have time to read a book before dinner." "Boy was it fun to wash the car with you. You are a great scrubber! Look how bright and shiny you made our car!"

Give specific praise for cooperative efforts. Point out why and how their contribution was important. This helps them recognize and value their skills. "You picked out all the white socks and put them together. That helped me finish the laundry quicker. Now we have more time to play." "You put the books away on the shelf. Now it's easier to choose one. Would you like me to read to you?"

Offer suggestions, not commands. Suggestions elicit cooperation. Commands often evoke resistance. "It is cold so you will need to wear a hat. Would you like help putting it on, or do you want to do it yourself?" This is likely to bring about a better response than saying, "Put on your hat."

Give your child choices while maintaining the rules. "Teeth need to be brushed at bedtime. Do you want to do it before we read books or after?" Of course, they almost always choose to do it after, but they're less likely to protest and the rule is still adhered to. Offering choices shows your child respect, and respect creates a sense of collaboration.

